

# Cartago US Income A USD



**Category:** US Moderate Allocation - 30% to 50% Equity

**Benchmark 1:** Index Cat 50%Citi WGBI & 50%FTSE Wld TR  
**Benchmark 2:** US Moderate Allocation - 30% to 50% Equity

**NAV:** 102.03 USD

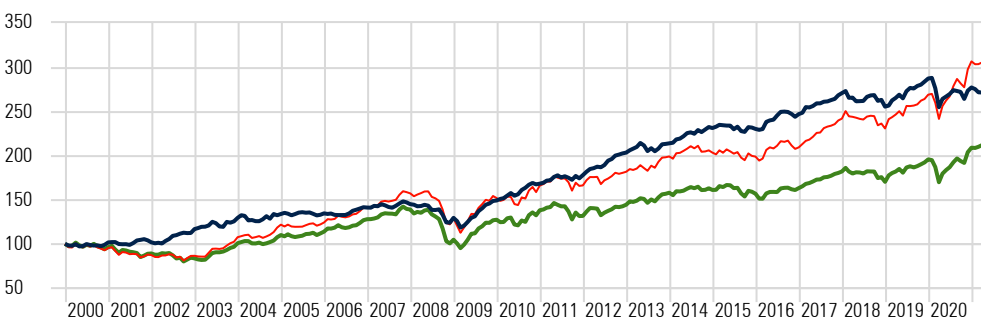
## Investment Strategy

The fund's investment objective is to achieve mid-term capital appreciation with a focus on capital preservation. The fund seeks to find the best investment manager strategies to accomplish this objective with the principle of risk diversification directly or indirectly through investing primarily in US securities, equities, investment grade bonds, high yield bonds and money-market instruments.

The fund is managed following a geographical as well as sectorial diversification, based on a dynamic investing methodology. Its flexible allocation aims to mitigate capital fluctuation while seeking the best source of return.

The fund is ideal for investors looking for consistent returns following a conservative approach with a very low volatility.

## Investment Growth



## Performance

	1st Qtr	2nd Qtr	3rd Qtr	4th Qtr	Year
2021	-2.05				-2.05
2020	-11.33	5.88	0.90	1.84	-3.54
2019	3.87	2.86	2.16	3.03	12.47
2018	-1.89	-1.42	2.53	-4.86	-5.66
2017	3.05	1.81	1.42	3.02	9.63
2016	3.48	3.00	1.64	-0.96	7.30

## Risk & MPT Statistics

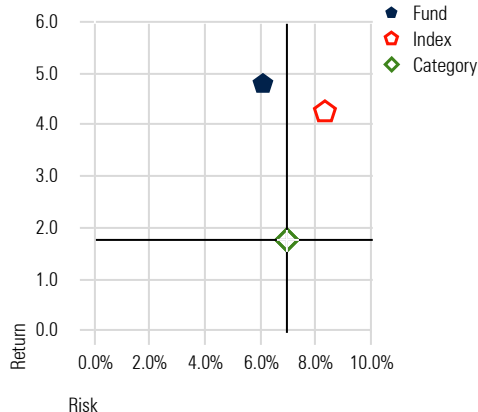
	1 Year	3 Years	5 Years	10 Years	15 Years	20 Years
Return	6.56	0.72	2.65	4.66	4.88	5.13
Cumulative Return	6.56	2.17	13.95	57.66	104.25	171.72
Std Dev	6.43	9.05	6.82	5.16	5.95	7.40
Sharpe Ratio (arith)	1.51	-9.37	0.28	0.88	0.69	0.54
Alpha	-5.65	-3.73	-2.06	2.08	2.32	2.50
Beta	0.54	0.76	0.74	0.55	0.50	0.45
R2	48.77	53.98	53.38	45.17	35.51	15.52

## Market Performance

Time Period: 1/1/2008 to 3/31/2021

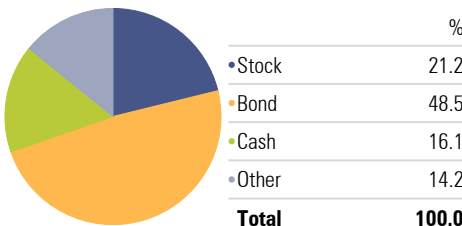
	Fund	Cat Avg
Best Month	4.47	6.34
Worst Month	-7.79	-12.50
Best Quarter	10.01	12.50
Worst Quarter	-11.33	-12.97
Up Capture Ratio	67.95	100.00
Down Capture Ratio	43.61	100.00

## Risk - Reward



## Asset Allocation

Portfolio Date: 3/30/2021



## Equity Style - Portfolio Statistics

Morningstar Equity Style Box™

Value	Blend	Growth	Ratio
Large	■		P/E Ratio: 27.13
Mid			P/C Ratio: 14.98
Small			P/B Ratio: 3.79
			Avg Mkt Cap (mil): 136,992.17

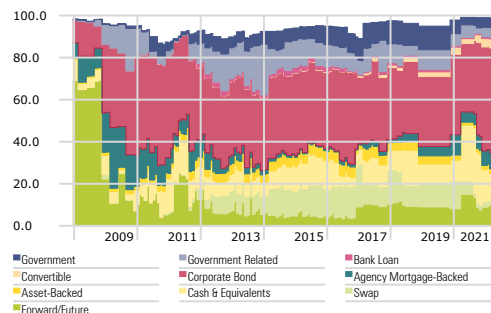
## Equity - Sector Weightings

Basic Materials %	1.48
Communication Services %	12.68
Consumer Cyclical %	13.09
Consumer Defensive %	5.50
Energy %	1.36
Financial Services %	8.39
Healthcare %	10.31
Industrials %	9.35
Real Estate %	3.93
Technology %	32.00
Utilities %	1.91

## Equity - Regional Exposure

Americas	93.33
Greater Europe	3.40
Greater Asia	3.27

## Fixed Income - Sectors Allocation History



## Fixed Income - Portfolio Statistics

Morningstar Fixed Income Style Box™

Box Position	Statistic	Value
High	Avg Eff Maturity	9.25
High	Avg Coupon	3.89
Mid	Average Eff Duration	6.55
Low	Average Credit Quality	BB

## Fixed Income - Sectors Weightings

Government	9.16
Municipal	0.07
Corporate	54.92
Securitized	10.91
Cash & Equivalents	11.95
Derivative	13.00

## Credit Quality

AAA %	11.75
AA %	5.22
A %	22.66
BBB %	32.22
BB %	9.58
B %	4.77
B %	2.35
Not Rated %	11.45

## Operations

ISIN	LU1740670234	Domicile	Luxembourg	Minimum Investment (Base Currency)	25,000
Manager Name	ADEPA Asset Management SA	Currency	US Dollar	Minimum Additional Investment	5,000
Incorporation Date	3/14/2018	UCITS V	Yes	Management Fee	1.00%
Pricing Frequency	Daily	Dis/Accu	Accu	Subscription Commission	up to 5%
Fund Size (Mill)	21,911.91	Spain Tax Deferral	Yes	Redemption Commission	up to 5%

This document does not constitute an offering of any security, product, service or the Fund. This document is for informational purposes only and may not be relied upon by you in evaluating the merits of investing in the Fund. The purchase of interests in the Fund is suitable only for Well-Informed investors for whom an investment in the Fund does not constitute a complete investment program and who fully understand and are willing to assume the risks involved in the Fund's investment program. There are no assurances that the stated investment objectives of the Fund will be met. The summary/prices/quotes/statistics in this document have been obtained from sources deemed to be reliable, but we do not guarantee their accuracy or completeness. Information contained herein is subject to change without notice. Past performance is not a guarantee of future results. This document is confidential and may not be reproduced or distributed without the prior written consent of Adepa Asset Management SA. The indexes information is included merely to show the general trend in applicable markets in the period indicated and is not intended to imply that the Fund was similar to the index either in composition or element of risk. Country-Specific Disclosures. Australia: This factsheet is intended only for "wholesale clients" within the meaning of the Australian Corporations Act. New Zealand: This factsheet is not intended for, and should not be given to, "members of the public" within the meaning of the New Zealand Securities Market Act 1988.



# Cartago US Income A USD - Equity



## Top 45 Holdings Intersection

Portfolio Date: 3/30/2021 Top 45 holdings: 7.73% Other: 92.27%

	Portfolio Weighting %	Dividend Yield % TTM	P/E Ratio Current	Financial Health Grade	Country	Morningstar Rating Overall
<b>Communication Services</b>	<b>3.09</b>					
Facebook Inc A	0.58		29.19	A	USA	★★★★
Alphabet Inc Class C	0.53		35.29	A	USA	★★★★
Alphabet Inc A	0.51		35.19	A	USA	★★★★
AT&T Inc	0.28	6.87		B	USA	★★★★
Comcast Corp Class A	0.27	1.70	23.73	B	USA	★★★
Netflix Inc	0.26		85.80	B	USA	★
T-Mobile US Inc	0.14		52.86	B	USA	★★★
The Walt Disney Co	0.13			B	USA	★★
Charter Communications Inc A	0.12		40.07	B	USA	★★
Verizon Communications Inc	0.10	4.27	13.52	A	USA	★★★
Activision Blizzard Inc	0.08	0.44	32.98	A	USA	★★★
Electronic Arts Inc	0.04	0.25	33.34	A	USA	★★★
Zoom Video Communications Inc	0.04		142.80	B	USA	★★
<b>Consumer Cyclical</b>	<b>2.87</b>					
Amazon.com Inc	1.28		73.97	A	USA	★★★★
Tesla Inc	0.60		1,043.64	B	USA	★
Starbucks Corp	0.14	1.57	191.70	A	USA	★★★
General Motors Co	0.14	0.66	13.27	C	USA	★★★
The Home Depot Inc	0.12	2.01	25.57	A	USA	★
Booking Holdings Inc	0.10		1,617.94	B	USA	★★★
Ford Motor Co	0.07			C	USA	★★★
Nike Inc B	0.07	0.78	62.68	A	USA	★★
McDonald's Corp	0.07	2.27	35.52	A	USA	★★★
Lowe's Companies Inc	0.05	1.21	24.54	A	USA	★★
MercadoLibre Inc	0.05			B	BRA	★★★
JD.com Inc ADR	0.05		17.49	B	CHN	★★★★
Ross Stores Inc	0.05	0.48	499.63		USA	★★
Marriott International Inc Class A	0.05	0.32		C	USA	★★★
eBay Inc	0.04	1.08	17.30	B	USA	★★★
<b>Financial Services</b>	<b>1.39</b>					
PayPal Holdings Inc	0.31		68.60	B	USA	★
Berkshire Hathaway Inc Class B	0.19		14.37	A	USA	★★★★
JPMorgan Chase & Co	0.17	2.36	17.14	C	USA	★★
Visa Inc Class A	0.14	0.59	43.66	A	USA	★★★
Citigroup Inc	0.12	2.80	15.38	C	USA	★★★
Mastercard Inc A	0.12	0.46	55.89	A	USA	★★
Bank of America Corp	0.10	1.86	20.69	C	USA	★★★
Wells Fargo & Co	0.08	2.07	95.29	C	USA	★★★★
Goldman Sachs Group Inc	0.07	1.53	13.22	C	USA	★★
Morgan Stanley	0.07	1.80	12.01	D	USA	★★★
BlackRock Inc	0.04	1.99	23.67	B	USA	★★★
<b>Utilities</b>	<b>0.19</b>					
Exelon Corp	0.08	3.50	21.76	C	USA	★★★
NextEra Energy Inc	0.07	1.90	51.09	B	USA	★★★
American Electric Power Co Inc	0.05	3.40	19.16	B	USA	★★★★
<b>Energy</b>	<b>0.15</b>					
Exxon Mobil Corp	0.08	6.23		C	USA	★★★★
Chevron Corp	0.07	4.92		C	USA	★★★
<b>Real Estate</b>	<b>0.04</b>					
American Tower Corp	0.04	1.89	63.08	B	USA	★★

# Cartago US Income A USD - Bonds



## Top 50 Holdings Intersection

Portfolio Date: 3/30/2021 Top 50 holdings: 8.84% Other: 91.16%

	Portfolio Weighting %	Coupon %	Maturity Date	Country	Currency	Detail Holding Type
<b>Bonds</b>	<b>4.71</b>					
United States Treasury Bonds 2%	0.47	2.00	2/15/2050	USA	USD	BOND - GOVT/TREASURY
Bnp Paribas 2019-1	0.33		4/12/2024	NLD	USD	BOND - ASSET BACKED
United States Treasury Bonds 1.375%	0.21	1.38	8/15/2050	USA	USD	BOND - GOVT/TREASURY
United States Treasury Notes 2.625%	0.19	2.63	1/31/2026	USA	USD	BOND - GOVT/TREASURY
United States Treasury Notes 0.25%	0.18	0.25	7/15/2029	USA	USD	BOND - GOVT INFLATION PROTECTED
United States Treasury Bonds 2.25%	0.17	2.25	8/15/2049	USA	USD	BOND - GOVT/TREASURY
Morgan Stanley 2.188%	0.14	2.19	4/28/2026	USA	USD	BOND - CORPORATE BOND
United States Treasury Bonds 2.875%	0.11	2.88	8/15/2045	USA	USD	BOND - GOVT/TREASURY
Dell International L.L.C. And Emc Corporation 6.02%	0.10	6.02	6/15/2026	USA	USD	BOND - CORPORATE BOND
United States Treasury Bonds 3.375%	0.10	3.38	5/15/2044	USA	USD	BOND - GOVT/TREASURY
United States Treasury Notes 0.75%	0.10	0.75	7/15/2028	USA	USD	BOND - GOVT INFLATION PROTECTED
The Boeing Company 5.705%	0.09	5.71	5/1/2040	USA	USD	BOND - CORPORATE BOND
United States Treasury Notes 0.875%	0.09	0.88	11/15/2030	USA	USD	BOND - GOVT/TREASURY
Ge Cap Funding Llc 4.4%	0.09	4.40	5/15/2030	USA	USD	BOND - CORPORATE BOND
United States Treasury Bonds 1%	0.09	1.00	2/15/2049	USA	USD	BOND - GOVT INFLATION PROTECTED
United States Treasury Bills 0%	0.08	0.00	8/19/2021	USA	USD	BOND - GOVT/TREASURY
United States Treasury Bonds 3%	0.08	3.00	11/15/2044	USA	USD	BOND - GOVT/TREASURY
Jpmorgan Chase & Co. 3.96%	0.08	3.96	1/29/2027	USA	USD	BOND - CORPORATE BOND
Hsbc Holdings Plc 3.973%	0.08	3.97	5/22/2030	GBR	USD	BOND - CORPORATE BOND
Cpi Property Group S.A. 2.75%	0.08	2.75	5/12/2026	CZE	EUR	BOND - CORPORATE BOND
Jpmorgan Chase & Co. 4.005%	0.08	4.01	4/23/2029	USA	USD	BOND - CORPORATE BOND
The Boeing Company 5.15%	0.08	5.15	5/1/2030	USA	USD	BOND - CORPORATE BOND
T-Mobile Us, Inc. 7.875%	0.07	7.88	9/15/2023	USA	USD	BOND - CORPORATE BOND
Unicredit S.P.A. 7.83%	0.07	7.83	12/4/2023	ITA	USD	BOND - CORPORATE BOND
The Boeing Company 5.805%	0.07	5.81	5/1/2050	USA	USD	BOND - CORPORATE BOND
Bank Of America Corporation 3.5%	0.07	3.50	4/19/2026	USA	USD	BOND - CORPORATE BOND
General Electric Company 4.35%	0.07	4.35	5/1/2050	USA	USD	BOND - CORPORATE BOND
Community Health Systems Incorporated 5.625%	0.07	5.63	3/15/2027	USA	USD	BOND - CORPORATE BOND
Israel (State Of) 3.8%	0.07	3.80	5/13/2060	ISR	USD	BOND - GOVT/TREASURY
Republic Of South Africa 10.5%	0.07	10.50	12/21/2026	ZAF	ZAR	BOND - GOVT/TREASURY
Comcast Corporation 5.65%	0.07	5.65	6/15/2035	USA	USD	BOND - CORPORATE BOND
At&T Inc 3.5%	0.06	3.50	6/1/2041	USA	USD	BOND - CORPORATE BOND
Goldman Sachs Group, Inc. 4.223%	0.06	4.22	5/1/2029	USA	USD	BOND - CORPORATE BOND
Sumitomo Mitsui Financial Group Inc 1.474%	0.06	1.47	7/8/2025	JPN	USD	BOND - CORPORATE BOND
United States Treasury Bonds 3.125%	0.06	3.13	8/15/2044	USA	USD	BOND - GOVT/TREASURY
Cvs Health Corp 4.3%	0.06	4.30	3/25/2028	USA	USD	BOND - CORPORATE BOND
T-Mobile Usa, Inc. 2.55%	0.06	2.55	2/15/2031	USA	USD	BOND - CORPORATE BOND
United States Treasury Notes 0.125%	0.06	0.13	7/15/2030	USA	USD	BOND - GOVT INFLATION PROTECTED
At&T Inc 2.55%	0.06	2.55	12/1/2033	USA	USD	BOND - CORPORATE BOND
Twdc Enterprises 18 Corp 1.75%	0.06	1.75	1/13/2026	USA	USD	BOND - CORPORATE BOND
Wells Fargo & Company 3.196%	0.06	3.20	6/17/2027	USA	USD	BOND - CORPORATE BOND
Weyerhaeuser Company 4%	0.06	4.00	11/15/2029	USA	USD	BOND - CORPORATE BOND
Apple Inc. 3.2%	0.06	3.20	5/11/2027	USA	USD	BOND - CORPORATE BOND
Pacific Gas And Electric Company 4.55%	0.06	4.55	7/1/2030	USA	USD	BOND - CORPORATE BOND
United States Treasury Bonds 1.25%	0.06	1.25	5/15/2050	USA	USD	BOND - GOVT/TREASURY
Ubs Ag Stamford Branch 7.625%	0.06	7.63	8/17/2022	CHE	USD	BOND - CORPORATE BOND
Deutsche Bank Ag New York Branch 3.961%	0.06	3.96	11/26/2025	DEU	USD	BOND - CONVERTIBLE
The Boeing Company 5.93%	0.06	5.93	5/1/2060	USA	USD	BOND - CORPORATE BOND
Wells Fargo & Company 2.164%	0.06	2.16	2/11/2026	USA	USD	BOND - CORPORATE BOND
<b>Open-End Fund</b>	<b>4.13</b>					
The AtonR ≥ Fund R-Retail USD Acc	4.13				US Dollar	MUTUAL FUND - OPEN END

## Important legal information

This publication constitutes marketing material and is not the result of independent financial research. Therefore the legal requirements regarding the independence of financial research do not apply. The information and opinions expressed in this publication were produced by Adepa Asset Management SA as of the date of writing and are subject to change without notice. This publication is intended for information purposes only and does not constitute an offer, a recommendation or an invitation by, or on behalf of, Adepa Asset Management SA to make any investments.

Opinions and comments of the authors reflect their current views, but not necessarily of other Adepa Asset Management SA entities or any other third party. Services and/or products mentioned in this publication may not be suitable for all recipients (i.e. retail clients) and may not be available in all countries. Clients of Adepa Asset Management SA are kindly requested to get in touch with the local entity in order to be informed about the services and/or products available in such country. This publication has been prepared without taking account of the objectives, financial situation or needs of any particular investor. Before entering into any transaction, investors should consider the suitability of the transaction to individual circumstances and objectives. Any investment or trading or other decision should only be made by the client after a thorough reading of the relevant product term sheet, subscription agreement, information memorandum, prospectus or other offering document relating to the issue of the securities or other financial instruments. Nothing in this publication constitutes investment, legal, accounting or tax advice, or a representation that any investment or strategy is suitable or appropriate for individual circumstances, or otherwise constitutes a personal recommendation for any specific investor. Adepa Asset Management SA recommends that investors independently assess, with a professional advisor, the specific financial risks as well as legal, regulatory, credit, tax and accounting consequences.

Past performance is not a reliable indicator of future results. Performance forecasts are not a reliable indicator of future performance. The investor may not get back the amount invested. Although the information and data herein are obtained from sources believed to be reliable, no representation is made that the information is accurate or complete. Adepa Asset Management SA, its subsidiaries and affiliated companies do not accept liability for any loss arising from the use of this publication. This publication may only be distributed in countries where its distribution is legally permitted. This publication is not directed to any person in any jurisdiction where (by reason of that person's nationality, residence or otherwise) such publications are prohibited.

Adepa Asset Management SA is authorised and supervised by the CSSF and governed by Luxembourg laws and regulations. This publication has not been reviewed or approved by any regulatory authority. Further information can be obtained from the local entity or be found at [www.adepa.com](http://www.adepa.com).

**ADEPA Asset Management S.A.**  
**6A rue Gabriel Lippmann**  
**L-5365 Munsbach, Luxembourg**  
**Tel : +352 26 89 80 52**  
**Fax : +352 26 89 80 40**

[www.adepa.com](http://www.adepa.com)

